

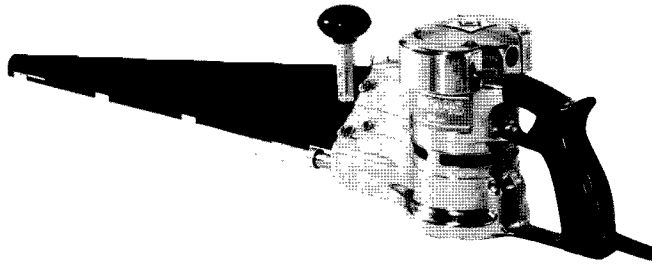
JARVIS Wellsaw®

NOT FOR HOME USE

PORTABLE POWER SAWS FOR THE MEAT INDUSTRY

ELECTRIC


MODEL 404



Motor Power	1 hp	745 W
		115 or 230V

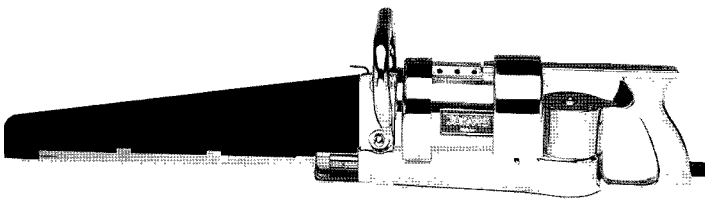
PNEUMATIC

MODEL 424



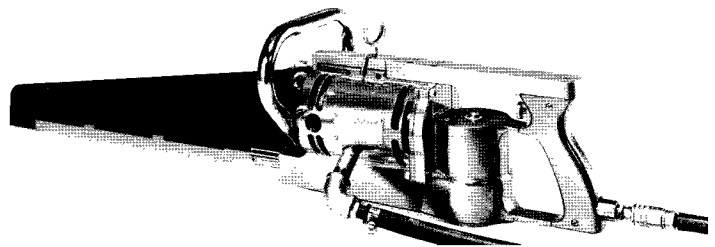
Motor Power	1 hp	745 W
Operating Pressure	100 psi	6.9 bar

MODEL 444



Motor Power	2 hp	1491 W
		115 or 230V


MODEL 464



Motor Power	1.75 hp	1305 W
Operating Pressure	100 psi	6.9 bar

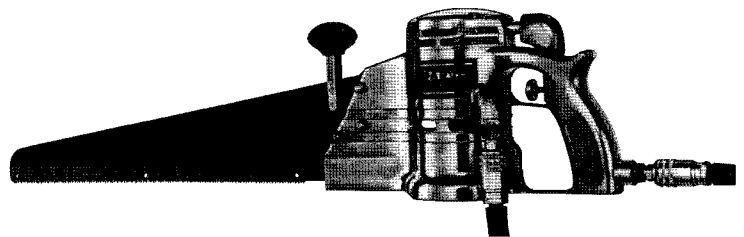
PORTABLE POWER SAWS FOR INDUSTRIAL USE

MODEL 400



Motor Power	1 hp	745 W
		115 or 230V

MODEL 420



Motor Power	1.0 hp	745 W
Operating Pressure	90 psi	6.2 bar


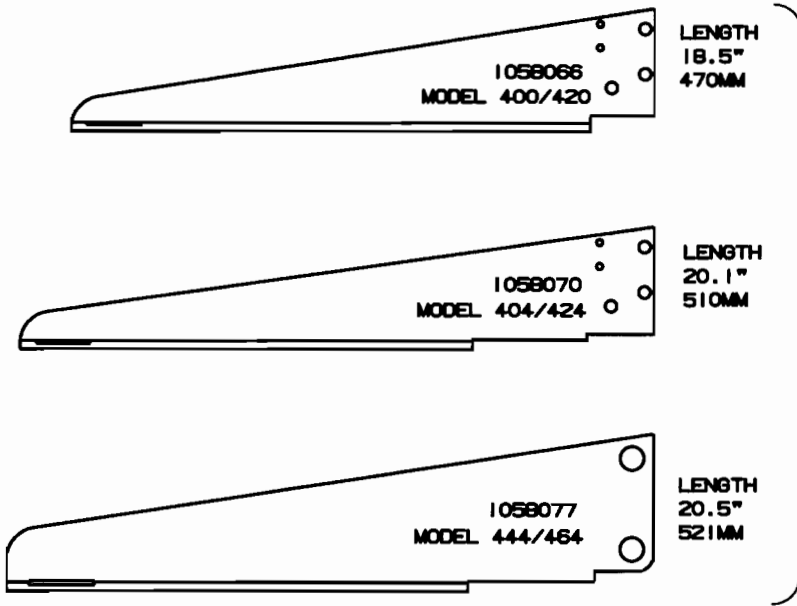
HOW TO ORDER

1. Select model number (page 4) and use Tables 1 and 2 on pages 2 and 3.

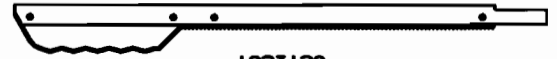
ECONOMICAL - ULTIMATE FLEXIBILITY

TABLE 1

INDUSTRIAL BLADES AND SUPPORTS




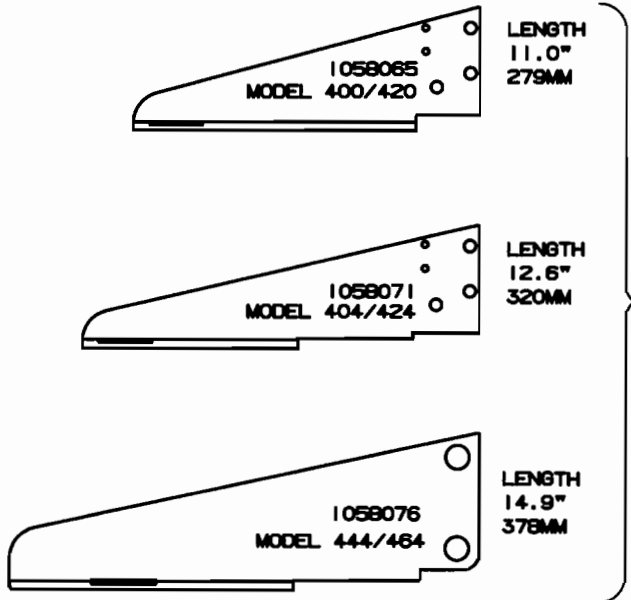
1023129
PAPER, FABRIC, RUBBER, GEOTEXTILES
WAVY TEETH 16 INCH (400 MM)



1023120
FROZEN FOOD
1/3 WAVY - 2/3 B TPI - 16 INCH (400 MM)



1023127
WOOD CUTTING
B TPI - 16 INCH (400 MM)




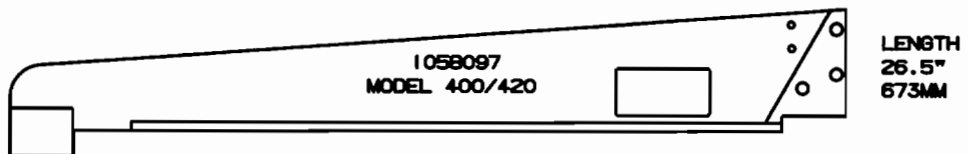
1023128
PAPER, FABRIC, RUBBER, GEOTEXTILES
WAVY TEETH 8 INCH (200 MM)



1023125
WOOD CUTTING
B TPI - 8 INCH (200 MM)



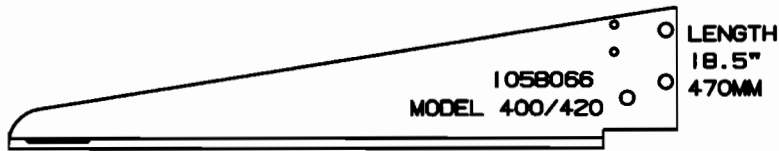
1023126
WOOD CUTTING
12 TPI - 8 INCH (200 MM)



1023166
PAPER, FABRIC, RUBBER, GEOTEXTILES
WAVY TEETH 24 INCH (610 MM)


TABLE 2

MEAT CUTTING BLADES AND SUPPORTS




LENGTH
18.5"
470MM

END CUTTING



LENGTH
20.1"
510MM

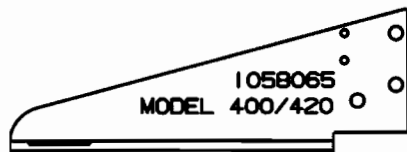


1023121

4 TPI - 16 INCH (400 MM) LONG

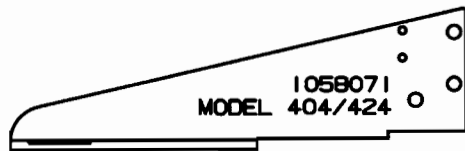


LENGTH
20.5"
521MM



LENGTH
11.0"
279MM

END CUTTING

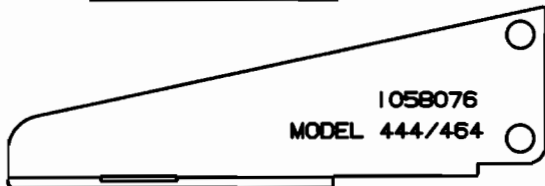


LENGTH
12.6"
320MM




1023122

4 TPI - 8 INCH (200 MM) LONG



LENGTH
14.9"
378MM



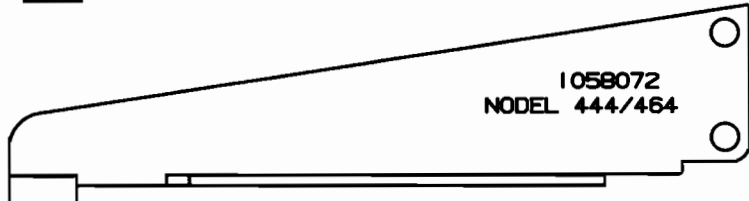
LENGTH
20.1"
510MM

HEAVY DUTY

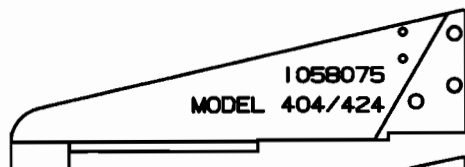


1023124

4 TPI 16 INCH (400 MM) LONG




LENGTH
20.5"
521MM



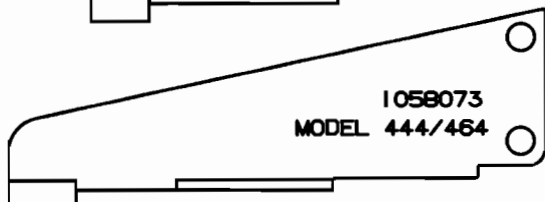
LENGTH
12.6"
320MM

HEAVY DUTY



1023123

4 TPI - 8 INCH (200 MM) LONG



LENGTH
13.0"
330MM

Model 400	Type	Refer to Table 1	
		Blade	Support
4005200	115V, 1ph, 50/60Hz, 8 in / 200 mm blade	1023125	1058065
4005204	230V, ph 1, 50/60 Hz, 8 in / 200 mm blade	1023125	1058065
4005208	115V, ph 1, 50/60 Hz, 16 in / 400 mm blade	1023127	1058066
4005212	230V, ph 1, 50/60 Hz, 16 in / 400 mm blade	1023127	1058066
4005210	115V, ph 1, 50/60 Hz, 16 in / 400 mm knife blade	1023129	1058066
4005278	115V, ph 1, 50/60 Hz, 24 in / 600 mm knife blade	1023166	1058097
Model 420		<i>Refer to Table 1</i>	
4005230	8 in / 200 mm blade	1023125	1058065
4005235	16 in / 400 mm blade	1023127	1058066
Model 404		<i>Refer to Table 2</i>	
4005220	115V, 1ph, 50/60 Hz, 8 in / 200 mm blade, end cutting support	1023122	1058071
4005222	230V, ph 1, 50/60 Hz, 8 in / 200 mm blade, end cutting support	1023122	1058071
4005221	115V, 1ph, 50/60 Hz, 8 in / 200 mm blade, heavy duty support	1023123	1058075
4005223	230V, ph 1, 50/60 Hz, 8 in / 200 mm blade, heavy duty support	1023123	1058075
4005224	115V, ph 1, 50/60 Hz, 16 in / 400 mm blade, end cutting support	1023121	1058070
4005226	230V, ph 1, 50/60 Hz, 16 in / 400 mm blade, end cutting support	1023121	1058070
4005225	115V, ph 1, 50/60 Hz, 16 in / 400 mm blade, heavy duty support	1023124	1058074
4005227	230V, ph 1, 50/60 Hz, 16 in / 400 mm blade, heavy duty support	1023124	1058074
Model 424		<i>Refer to Table 2</i>	
4005240	8 in / 200 mm blade, end cutting support	1023122	1058071
4005242	8 in / 200 mm blade, heavy duty support	1023123	1058075
4005241	16 in / 400 mm blade, end cutting support	1023121	1058070
4005243	16 in / 400 mm blade, heavy duty support	1023124	1058074
Model 444		<i>Refer to Table 2</i>	
4005254	115V, 1ph, 50/60 Hz, 8 in / 200 mm blade, end cutting support	1023122	1058076
4005255	230V, 1ph, 50/60 Hz, 8 in / 200 mm blade, end cutting support	1023122	1058076
4005250	115V, 1ph, 50/60 Hz, 8 in / 200 mm blade, heavy duty support	1023123	1058073
4005251	230V, 1ph, 50/60 Hz, 8 in / 200 mm blade, heavy duty support	1023123	1058073
4005256	115V, 1ph, 50/60 Hz, 16 in / 400 mm blade, end cutting support	1023121	1058077
4005257	230V, 1ph, 50/60 Hz, 16 in / 400 mm blade, end cutting support	1023121	1058077
4005252	115V, 1ph, 50/60 Hz, 16 in / 400 mm blade, heavy duty support	1023124	1058072
4005253	230V, 1ph, 50/60 Hz, 16 in / 400 mm blade, heavy duty support	1023124	1058072
Model 464		<i>Refer to Table 2</i>	
4005262	8 in / 200 mm blade, end cutting support	1023122	1058076
4005260	8 in / 200 mm blade, heavy duty support	1023123	1058073
4005263	16 in / 400 mm blade, end cutting support	1023121	1058077
4005261	16 in / 400 mm blade, heavy duty support	1023124	1058072